

RUNWAY XS-R DIM

"When designing Runway, we took a holistic approach, starting from the effect of lighting by creating a family of both linear lighting - creating general light and spotlights - creating accent lighting. Tying it all together with the golden proportions, curvatures and connectivity. Design worthy the attention of a fashion runway."


Semi-recessed LED-spotlight.
Die cast aluminium body, powder coat painted.
Integral heatsink.
Low ripple output current <4% to assure camera and scanner friendly performance.
Rotation 360°. Vertical adjustment +/- 90°.
Semi-recessed including electronic driver.



Class of protection	IP20, class I
Colours	White, black
Weight total	400g
Reflector	High purity aluminium reflector
Lifetime LED	100 000h L90/B50 at Ta 25°C
Driver h/max failure	50 000h/10% at Ta 25°C
Mounting	3-circuit universal driver-adapter
Voltage	220-240V 50/60hz
Qty/MCB 16A type B	Max 48pcs
Ripple out. current	< 4%. Flicker-free performance
Colour consistency	2 SDCM
Photobiological safety	RG1
Design	Jesper Ståhl
Dimming	Phase-Cut 100-20%

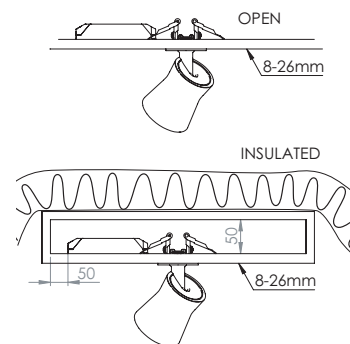
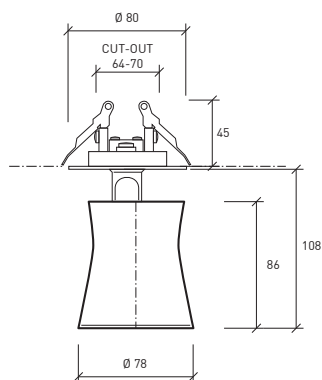


- White
● Black



Accessories

Honeycomb louvre	223091
Mounting plate dia 175/70mm	224092



RUNWAY XS-R DIM



Description	Reflector	CCT (K)	CRI	Lumen	Load	Lumen	Lm/W	○ White	● Black																														
LIGHTSOURCE					LUMINAIRE			ART. No.																															
WARM WHITE 3000K (930)																																							
RUNWAY XS-R DIM 1100lm ME 930	Medium 25°	3000K	92	1390	10W	1225	118	224111	224115																														
RUNWAY XS-R DIM 1100lm FL 930	Flood 40°	3000K	92	1390	10W	1225	118	224112	224116																														
<div><div><div>Medium 25°</div><table><tr><th>m</th><th>Ø</th><th>Lux</th></tr><tr><td>1</td><td>0,44</td><td>4821</td></tr><tr><td>2</td><td>0,88</td><td>1205</td></tr><tr><td>3</td><td>1,32</td><td>536</td></tr><tr><td>4</td><td>1,76</td><td>301</td></tr></table></div><div><div>Flood 40°</div><table><tr><th>m</th><th>Ø</th><th>Lux</th></tr><tr><td>1</td><td>0,70</td><td>2628</td></tr><tr><td>2</td><td>1,41</td><td>657</td></tr><tr><td>3</td><td>2,11</td><td>292</td></tr><tr><td>4</td><td>2,81</td><td>164</td></tr></table></div></div>					m	Ø	Lux	1	0,44	4821	2	0,88	1205	3	1,32	536	4	1,76	301	m	Ø	Lux	1	0,70	2628	2	1,41	657	3	2,11	292	4	2,81	164	<div>3000K 930 Spectral power distributions</div>				
m	Ø	Lux																																					
1	0,44	4821																																					
2	0,88	1205																																					
3	1,32	536																																					
4	1,76	301																																					
m	Ø	Lux																																					
1	0,70	2628																																					
2	1,41	657																																					
3	2,11	292																																					
4	2,81	164																																					
NEUTRAL WHITE 4000K (940)																																							
RUNWAY XS-R DIM 1100lm ME 940	Medium 25°	4000K	92	1450	10W	1275	123	224151	224155																														
RUNWAY XS-R DIM 1100lm FL 940	Flood 40°	4000K	92	1450	10W	1275	123	224152	224156																														
<div><div><div>Medium 25°</div><table><tr><th>m</th><th>Ø</th><th>Lux</th></tr><tr><td>1</td><td>0,44</td><td>5026</td></tr><tr><td>2</td><td>0,88</td><td>1256</td></tr><tr><td>3</td><td>1,32</td><td>558</td></tr><tr><td>4</td><td>1,76</td><td>314</td></tr></table></div><div><div>Flood 40°</div><table><tr><th>m</th><th>Ø</th><th>Lux</th></tr><tr><td>1</td><td>0,70</td><td>2739</td></tr><tr><td>2</td><td>1,41</td><td>685</td></tr><tr><td>3</td><td>2,11</td><td>304</td></tr><tr><td>4</td><td>2,81</td><td>171</td></tr></table></div></div>					m	Ø	Lux	1	0,44	5026	2	0,88	1256	3	1,32	558	4	1,76	314	m	Ø	Lux	1	0,70	2739	2	1,41	685	3	2,11	304	4	2,81	171	<div>4000K 940 Spectral power distributions</div>				
m	Ø	Lux																																					
1	0,44	5026																																					
2	0,88	1256																																					
3	1,32	558																																					
4	1,76	314																																					
m	Ø	Lux																																					
1	0,70	2739																																					
2	1,41	685																																					
3	2,11	304																																					
4	2,81	171																																					
WARM WHITE 2700K (927)																																							
RUNWAY XS-R DIM 1100lm ME 927	Medium 25°	2700K	92	1330	10W	1170	113	224121	224125																														
SIDECAR XS-R DIM 1100lm FL 927	Flood 40°	2700K	92	1330	10W	1170	113	224122	224126																														
<div><div><div>Medium 25°</div><table><tr><th>m</th><th>Ø</th><th>Lux</th></tr><tr><td>1</td><td>0,44</td><td>4624</td></tr><tr><td>2</td><td>0,88</td><td>1156</td></tr><tr><td>3</td><td>1,32</td><td>514</td></tr><tr><td>4</td><td>1,76</td><td>289</td></tr></table></div><div><div>Flood 40°</div><table><tr><th>m</th><th>Ø</th><th>Lux</th></tr><tr><td>1</td><td>0,70</td><td>2520</td></tr><tr><td>2</td><td>1,41</td><td>630</td></tr><tr><td>3</td><td>2,11</td><td>280</td></tr><tr><td>4</td><td>2,81</td><td>158</td></tr></table></div></div>					m	Ø	Lux	1	0,44	4624	2	0,88	1156	3	1,32	514	4	1,76	289	m	Ø	Lux	1	0,70	2520	2	1,41	630	3	2,11	280	4	2,81	158	<div>2700K 927 Spectral power distributions</div>				
m	Ø	Lux																																					
1	0,44	4624																																					
2	0,88	1156																																					
3	1,32	514																																					
4	1,76	289																																					
m	Ø	Lux																																					
1	0,70	2520																																					
2	1,41	630																																					
3	2,11	280																																					
4	2,81	158																																					

Luminous flux and connected electrical load are subject to an initial tolerance of +/- 5%. Tolerance of colour temperature: +/-150 K. Tolerance of CRI +/- 1,5. Values apply to an ambient temperature of 25°C.